

**COMMENCEMENT  
STUDENT GUIDE**



Table of Contents

**Introduction** ..... 3  
    General Graduation Requirements ..... 3  
    Purpose of Manual ..... 3  
    Importance of the Commencement Ceremony ..... 3  
    Overview of Contents ..... 4  
**Preparing for the Ceremony** ..... 4  
    Understanding Ceremony Details ..... 4  
    Graduation Checklist ..... 5  
**Commencement Rehearsal Guide** ..... 6  
    Arrival Instructions ..... 6  
    Attire ..... 6  
    Check-in Procedures ..... 6  
    Rehearsal Procedures ..... 6  
**Commencement Day Guide** ..... 8  
    Arrival Instructions ..... 9  
    Procession and Order of Commencement Day Events ..... 9  
    Seating Arrangements ..... 11  
    Protocol and Etiquette ..... 12  
    Accessibility Accommodations ..... 12  
**Personal Preparation** ..... 13  
    Graduation Attire ..... 13  
    Photography Tips ..... 13  
    Emotional Readiness ..... 14  
**Additional Resources** ..... 14  
    Campus Contact Information ..... 14  
    Frequently Asked Questions ..... 14  
    Local Accommodations ..... 16  
    Directions ..... 17  
**Alumni Affairs** ..... 17  
    Update Contact Information ..... 17  
    Connect ..... 17  
    Webber View Alumni Magazine ..... 18  
    Giving ..... 18  
    Tag Your Car with Warrior Pride! ..... 18

## Introduction

The institution holds one commencement ceremony for each campus each year in May for the conferring of degrees for all students who have met the requirements for graduation since the previous commencement. A student may participate in commencement only upon completion of all graduation requirements. However, a student who is able to complete all graduation requirements in summer terms will be allowed to participate in the May ceremony. Students completing requirements during summer terms must be registered for all summer courses and have all satisfactory payment arrangements set up prior to the May ceremony to be eligible to participate. Those not attending the graduation ceremony will be mailed their diplomas. The diploma may be withheld from the student if his or her account is not paid in full. The institution reserves the right to remove any student from the commencement lineup who violates institutional policies pertaining to commencement decorum. In such instances, the degree will be conferred in absentia.

### General Graduation Requirements

The institution awards three levels of degrees: Associate, Bachelor, and Master

Candidates for an associate degree are required to complete a minimum of 60 credits with a minimum grade point average of 2.0 in all work attempted. A minimum of 21 general education credits are required for the associate degree.

Candidates for BA and BS degrees are required to complete a minimum of 120 credits, with a minimum grade point average of 2.0 in all work attempted both overall and in the major. A minimum of 36 credits at the 300-400 levels must be completed for graduation.

Candidates for the MBA and MAED must earn a minimum of 36 graduate semester credits of which the last 30 must be earned at Webber with a minimum of 3.00 cumulative GPA. No more than two courses with a grade of "C" are accepted toward graduation. The degree must be completed within seven years of the date from which the first MBA class is completed at Webber. The MAED program does not accept any grade less than a B.

Although academic advisors help students plan their course of study, students are responsible for making sure that the courses taken meet the requirements for graduation.

In order to qualify for graduation with a bachelor's degree, all students must do all of the following:

1. Successfully complete at least 120 semester hours.
2. Complete 30 of their last 33 semester hours on the campus from which they intend to receive a degree.
3. Attain a minimum grade point average of 2.00 for all credits completed.
4. Successfully complete all requirements for the major and attain a minimum grade point average of 2.00 in the major.
5. Complete ENG111 and ENG112 with a C or better.
6. Complete a minimum of 36 credit hours at the 300 level or above.
7. Successfully complete the general education requirements for the campus from which the student intends to receive a degree.
8. Complete an application for graduation.
9. Complete a graduation audit by the end of the junior year.

### Purpose of Manual

This manual serves as a comprehensive guide for students participating in Webber International University's May Commencement Ceremony. It aims to provide essential information and guidance to ensure that students are well-prepared and equipped to make the most of this significant milestone in their academic journey. From understanding ceremony logistics to personal preparation tips, this manual is designed to streamline the commencement experience and alleviate any uncertainties students may have.

### Importance of the Commencement Ceremony

The commencement ceremony marks a pivotal moment in the lives of graduating students. It symbolizes the culmination of years of hard work, dedication, and academic achievement. For many, it represents the beginning of new opportunities and endeavors as they transition from students to professionals. Additionally, the ceremony provides an opportunity for students to celebrate their accomplishments with family, friends, faculty, and peers, fostering a sense of pride and community within the university. Beyond its ceremonial significance, commencement serves as a rite of passage, signifying the completion of one chapter and the commencement of another in the journey of lifelong learning and personal growth.

## Overview of Contents

This manual is organized into several sections to facilitate students' understanding and preparation for the commencement ceremony. It begins with essential information about the ceremony's purpose and significance, followed by details on how to prepare for the event, including understanding ceremony logistics, personal preparation tips, and guidelines for the day of the ceremony. Additionally, the manual provides information on post-ceremony activities, such as diploma distribution and celebratory gatherings. Students will also find additional resources, FAQs, and contact information for further assistance. By navigating through the contents of this manual, students will gain valuable insights and guidance to ensure a memorable and meaningful commencement experience at Webber International University.

## Preparing for the Ceremony

### Understanding Ceremony Details

#### Commencement Rehearsal Date, Time, and Location

Commencement Rehearsal is mandatory for all graduates participating in the Commencement Ceremony.

Date: Thursday, May 2, 2024

Time: 4:00 PM

Check-in Location: Babson Center

#### Commencement and Reception Date, Time, and Location

Date: Friday, May 3, 2024

Mandatory Pre-Ceremony:

Before the commencement ceremony, all graduating students are required to attend the Pre-Ceremony Gala.

- Time: Check-in begins 4:00 PM arrival **no later** than 4:15 PM
- Location: Babson Center

Processional

- Time: 5:15PM
- Location: Student Courtyard

Commencement Ceremony

- Time: 6:00 PM
- Location: Sabbagh Center

Reception

- Time: Immediately to follow Commencement
- Location: Student Life Courtyard

### Attire Guidelines

All graduating students are expected to dress appropriately for the commencement ceremony. The preferred attire for the event is formal academic regalia, including a cap, gown, and tassel. Underneath the gown, students are advised to wear business or formal attire. Men typically wear dark trousers, a collared shirt, and dress shoes, while women often opt for a dress, skirt, or pantsuit paired with appropriate footwear. It is recommended to avoid overly casual attire such as jeans, t-shirts, or sneakers. Additionally, graduates should consider the weather conditions for the day and dress accordingly. Adhering to these attire guidelines ensures a dignified and cohesive appearance among all participants, contributing to the overall ambiance of the commencement ceremony.

### Tickets and Guest Limitations

Due to limited seating capacity at the Sabbagh Center, each graduating student will be allocated a maximum of six tickets for their guests during the initial ticket distribution round. These tickets ensure that family and friends can join in celebrating this momentous occasion. However, should there be any remaining tickets after the first round of distribution, additional tickets will be made available on a first-come, first-served basis to graduating students until all tickets are allocated. It is essential for students to promptly secure their allotted tickets to accommodate their desired number of guests, as tickets

may become limited once the initial allocation is exhausted. While the university aims to accommodate as many guests as possible, it is imperative to adhere to these limitations to ensure a comfortable and safe environment for all attendees during the commencement ceremony.

## **Graduation Livestream**

For those unable to attend the commencement ceremony in person, Webber International University offers a live stream of the event, ensuring that friends, family, and loved ones can share in the celebration from anywhere in the world. The graduation livestream provides a convenient way for distant relatives, overseas friends, and others who are unable to physically attend to witness the pivotal moment as graduates cross the stage and receive their diplomas. By offering this digital platform, the university extends the reach of the ceremony, allowing all supporters to participate in honoring the achievements of the graduating class.

Graduation livestream will be available at: <https://thesundigitalnetwork.com/webberinternational/>

## **Graduation Checklist**

To ensure eligibility for participation in the commencement ceremony, graduating students must complete the graduation checklist form, which can be obtained from the Registrar's Office. This form serves as a comprehensive guide to ensuring all academic requirements have been met and any outstanding obligations have been cleared. Once the graduation checklist form is completed, students should proceed to The Cubbyhole to pick up their cap and gown. It is imperative for students to fulfill this requirement in a timely manner to avoid any last-minute complications and to fully prepare for their commencement. By adhering to the graduation checklist process, students can confidently embark on this memorable milestone in their academic journey at Webber International University.

## **Registrar's Office**

In preparation for graduation, students are advised to submit their graduation application to the Registrar's Office ideally three to four semesters prior to their anticipated completion. However, at the very least, the application should be submitted one semester before the graduating semester. Failure to adhere to this timeline may result in a late fee of \$25. Additionally, to receive clearance for participation in the commencement ceremony, students must be enrolled in all remaining classes required for degree completion. In cases where students are taking a course away from Webber to fulfill graduation requirements, they must provide proof of enrollment in that course to the Registrar's Office before receiving clearance. These measures ensure that students are adequately prepared for graduation and can seamlessly transition to the next phase of their academic or professional endeavors.

## **Financial Aid Office**

In compliance with federal regulations, students who have received Federal Loans, such as William D. Ford or Federal Stafford loans, to fund their college expenses are required to undergo Federal Student Loan Exit Counseling. Prior to visiting the Financial Aid Office, students are urged to fulfill this mandatory requirement by completing the Loan Exit Interview online at [www.studentaid.gov](http://www.studentaid.gov). This counseling session provides valuable information about loan repayment options, rights, and responsibilities as borrowers, ensuring that students are well-informed about managing their loan obligations post-graduation.

## **Business Office**

To obtain clearance from the Business Office, it is imperative for students to ensure they are in good financial standing for the current semester. This includes settling any outstanding balances or fees related to tuition, housing, meal plans, or other university-related expenses. Additionally, for students enrolled in summer courses, satisfactory payment arrangements must be made for any outstanding summer balances to attain clearance.

## **Senior Exit Survey & Career Services Survey**

As part of the graduation checklist, students are required to complete both the Senior Exit Survey and the Career Services Survey. These surveys serve as valuable tools for the university to gather feedback on students' academic experiences and post-graduation plans. The Senior Exit Survey provides an opportunity for students to reflect on their time at Webber International University, sharing insights on their academic journey, extracurricular involvement, and overall satisfaction with their educational experience. On the other hand, the Career Services Survey allows students to provide feedback on the effectiveness of the university's career development resources and support services. By participating in these surveys, students contribute valuable information that helps enhance the university's programs and services for future students. Completion of both surveys is essential for graduation clearance and ensures that students' voices are heard as part of the ongoing efforts to improve the student experience at Webber International University.

## Pre-Register with GradImages

Webber International University is delighted to offer professional photography services through GradImages during the commencement ceremony. GradImages is our trusted partner, specializing in capturing the unforgettable moments of graduation day. We encourage all graduating students to pre-register with GradImages before the ceremony. By pre-registering, you can avail yourself of a special 20% discount on your graduation photo package. To take advantage of this offer, please visit the GradImages pre-registration link at: [GradImages - Register now and save 20%!](#). Don't miss this opportunity to preserve your milestone achievement with stunning professional photographs from GradImages.

## Cap & Gown Pickup

One of the final steps in the graduation checklist is the pick-up of the ceremonial cap and gown from the university bookstore. Once students have completed all necessary requirements outlined in the graduation checklist, including financial aid clearance, Business Office clearance, and submission of the senior exit and career services surveys, they are eligible to collect their cap and gown. The Cubbyhole will provide specific instructions regarding pick-up dates, times, and location, ensuring a streamlined process for all graduating students. It is essential for students to bring their university identification and completed Graduate Clearance Form. By acquiring their cap and gown, students solidify their readiness to participate in the commencement ceremony and mark the culmination of their academic journey at Webber International University.

# Commencement Rehearsal Guide

## Arrival Instructions

### Date, Time, Location

Commencement Rehearsal is **mandatory** for all graduates participating in the Commencement Ceremony.

Date: **Thursday, May 2, 2024**

Time: 4:00PM – 5:30PM

Check-in Location: Babson Center

### Attire

Please dress comfortably to rehearsal; do not wear your regalia to rehearsal.

### Check-in Procedures

Students are expected to arrive no later than 4:00PM at rehearsal check-in. The rehearsal will begin promptly at 4:05PM in the Babson Center.

You must check-in at the check-in table where you will be given your row and seat number. Once you've checked in, you will go directly to your assigned location to wait for rehearsal to begin.

### Honor Cords

Special recognition is bestowed at commencement upon those students whose academic work has been of superior quality throughout their time at the University. Graduates will be able to pick up their honor cords at rehearsal check-in. To be eligible for such distinctions, students must have earned a minimum of 55 credits at the institution. Credits earned pass/fail do not count toward the 55 credits required for commencement honors. These distinctions will be awarded based on the cumulative grade point average on all courses attempted, as described below:

Honors	Cumulative GPA
Summa Cum Laude	3.90 or higher
Magna Cum Laude	3.75 to 3.89
Cum Laude	3.5 to 3.74

### Rehearsal Procedures

At 4:05PM, all graduates, faculty, and staff are expected to be in walking order and quiet to hear announcements. There will be signage in the Babson Center to help all navigate to their assigned location.

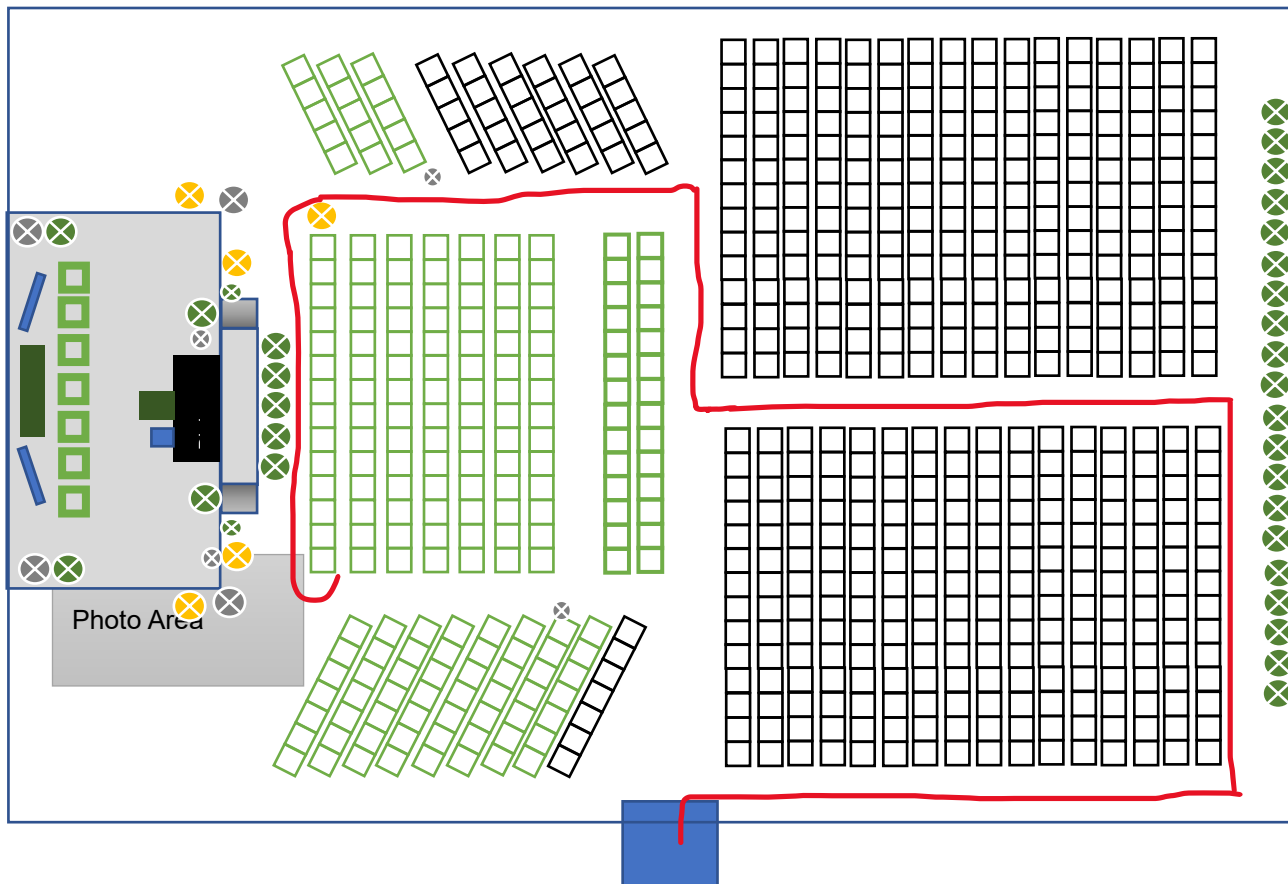
## Rehearsal of Processional from Babson Center to Weight Room

- 4:05PM Announcements
- 4:10PM Exit Babson Center: Mace/Flag/Marshall, Faculty/Staff, Students
- 4:12PM Pause at Starting Point (*Fence near the hammocks*)
- 4:15PM Mace/Flag/Marshall walk down sidewalk pausing at sidewalk junction in front of Student Life Office. Faculty/Staff split lining the sidewalk in preparation for students to walk through with gaps that allow them to line the length of the sidewalk from starting point.
- 4:18PM Students walk through faculty to the Mace/Flag/Marshall where they will begin walking students to the weightroom.
- 4:22PM Faculty/Staff follow the last student while staying in walking order.
- 4:28PM All parties lined up in the weight room in their assigned location. Signage to be posted to assist with navigating to assigned spot.



## Rehearsal of Processional from Weight Room to Seats in Sabbagh Center

- 4:30PM Mace/Flag/Marshall exit weight room  
Marshall to stage/microphone  
Flag placed in flag base  
Macebearer returns to weightroom door
- 4:32PM Macebearer collects Students who process to their seats  
Macebearer returns to weightroom door
- 4:37PM Macebearer collects Faculty/Staff who process to their seats  
Macebearer returns to weightroom door
- 4:40PM Macebearer collects Stage Party who process to their seats on stage  
Macebearer returns to seat
- 4:42PM Students walk through faculty to the Mace/Flag/Marshall where they will begin walking students to the weightroom.
- 4:45PM Marshall introduce President who will ask students to sit then explain what to expect next.



### Rehearsal of Going on Stage, Name Pronunciation, and Picture Locations

- 4:50PM
- The usher will raise one row of students at a time. The last student needs to leave the stage before the next row is raised.
  - Once raised, the row will walk towards the stage. There will be signage on the floor where to stand.
  - After your name is called to the stage, let the University Reader know if the pronunciation of your needs to be corrected.
  - Pose for three photos: there will be signage on the floor for each photo point.
  - Return to your seat

\*\*Faculty of each major called will stand next to the stage stairs to assist students as they leave the stage.

### Rehearsal of Recessional

For recessional, it is the last in, first out method.

- 5:20PM During Alma Mater, the flag and macebearer will take their place. As the Alma Mater finishes, the Flag/President/Macebearer will exit the stage followed by:
- Stage Party
  - Faculty/Staff (Last Row follows the stage party)
  - Students (Last Row follows faculty)

### Class Photo

- 5:30PM At the closing of rehearsal, all graduates will go out to the dock for the class photo to be taken by Alumni Affairs.

## Commencement Day Guide

As the commencement ceremony approaches, it's crucial for graduating students to familiarize themselves with the logistics of the entire graduation event day, including the mandatory pre-ceremony event, the commencement ceremony itself, and the post-ceremony reception. This section provides essential information regarding various aspects of each segment, from arrival instructions and seating arrangements to procession protocol and etiquette guidelines. Understanding these logistics



will help students navigate the entirety of the graduation event day with ease and ensure they fully immerse themselves in the celebratory atmosphere at every stage. Additionally, accommodations for accessibility needs are outlined to ensure that all participants can fully enjoy and participate in this momentous occasion. By adhering to the guidelines and instructions provided in this section, students can make the most of their comprehensive commencement experience at Webber International University.

## Arrival Instructions

### Venue Access

Graduating students and their guests are advised to anticipate heavy traffic on the day of the ceremony and should plan to arrive early to avoid potential delays. Access to the venue will be facilitated through the main entrance, where security and staff will be stationed to direct attendees to their respective areas. Parking patterns will be adjusted to accommodate event parking, and attendees are expected to follow the instructions provided by the parking staff. Additionally, golf carts will be available to assist graduates and guests in transportation from the parking areas to the ceremony location.

Graduating students should plan to arrive at the Babson Center for check-in starting at 4:00PM on Commencement Day. Failure to check-in may result in the graduate not being announced at the graduation ceremony.

The Sabbagh Center will open to guests beginning at 5:00PM. Entrance for guests will be through the main Sabbagh Center entrance. Guests will not be permitted in the weightroom.

### Check-in Procedures

Check-in procedures for the commencement ceremony will commence at the Babson Center starting at 4:00 PM. Prior to arriving at the check-in table, students are required to have already obtained their cap and gown from The Cubbyhole.

**Failure to check-in may result in not being announced during Commencement Ceremony.**

## Procession and Order of Commencement Day Events

### Timeline

4:00PM	Check-in Begins in Babson Center Student encouraged to mingle with faculty, staff, coaches, guests, teammates, and classmates. There will be stations in and around the Babson Center for students to take pictures.
4:40PM	All students, faculty, & staff in Babson Center
4:55PM	Begin lining up in assigned walking order
5:05PM	All graduates, faculty, & staff in assigned walking order
5:15PM	Processional from Babson Center to Sabbagh Center begins
5:30PM	Graduates, Faculty, & Staff in Weight Room
5:50PM	Everyone in line and ready to start
6:00PM	Commencement Ceremony Begins
7:30PM	Reception

### Graduate Gala

Before the commencement ceremony, Webber International University hosts the Graduate Gala, a vibrant pre-ceremony event where graduates have the opportunity to mingle with their classmates and faculty, capture memorable photographs, and put the finishing touches on their attire before the ceremony. This event serves as a celebratory gathering, creating a sense of camaraderie and anticipation among graduates and their families. As the gala concludes, graduates will begin to line up for the processional, which leads from the Babson Center to the Sabbagh Center. Parents are encouraged to join in the festivities, mingle with other guests, and witness their graduates as they process from one location to the next, marking the commencement of this memorable occasion.

### Lineup Instructions

Graduating students will be organized into a procession line according to their academic program (see Table 1: Academic Program Processional Order) and last name. Lineup instructions will be provided to students during rehearsal, and again at the Commencement Day check-in, detailing the order in which they should proceed into the ceremony venue. It is crucial for students to follow lineup instructions and maintain the designated order to ensure a smooth and orderly procession.

On the day of Commencement, graduates must be in their designated order by 5:05PM in the Babson Center with the processional from Babson Center to Sabbagh Center beginning promptly at 5:15PM. Graduates will also need to be back in designated walking order by 5:40PM in the weight room and be ready to begin the processional into the Sabbagh Center to start the Commencement Ceremony at promptly 6:00PM.

Table 1: Academic Program Processional Order

<b>Program</b>	<b>Program Chair</b>
AS - Accounting	Dr. Joanne Muniz
AS - Criminal Justice Management	Dr. Peter Barone
AS - Hospitality & Tourism Management	Professor Ian David
AS - Management	Dr. Fred Fening
AS - Marketing	Professor Ron Weber
AS - Sport Business Management	Dr. Tom Aaron
BSBA - Accounting	Dr. Joanne Muniz
BSBA - Computer Information Systems	Dr. Linda Davis
BSBA - Criminal Justice Management	Dr. Peter Barone
BSBA - Finance	Dr. Tim Wiseman
BSBA - Hospitality & Tourism Management	Professor Ian David
BSBA - Integrated Marketing Communications	Professor Ron Weber
BSBA - Management	Dr. Fred Fening
BSBA - Sport Business Management	Dr. Tom Aaron
BS - General Business Studies	Dr. Phil Murray
BA - Elementary Education	Professor Shannon Ryals
BA - Middle Grades Education	Professor Shannon Ryals
BA - Special Education	Professor Shannon Ryals
BA - Health Services Administration	Dr. Nichole Murray
BA - Psychology	Professor Greg Harris
BS - Nursing	Dr. Nashat Abualhaija
BS - Occupational Therapy Assistant	Dr. Anita Abuathareh
BS - Sports Performance, Health, & Fitness	Professor Erin Zimmer
MA - Education	Professor Shannon Ryals
MBA	Dr. Tim Wiseman
MBA - Accounting	Dr. Tim Wiseman
MBA - Criminal Justice Management	Dr. Tim Wiseman
MBA - Sport Business Management	Dr. Tim Wiseman

### **Warrior Walk from Babson Center to Weight Room**

Join us as we embark on a symbolic journey from the Babson Center to the Sabbagh Center, marking the transition from the Graduate Gala to the commencement ceremony. At 5:15 PM, the procession will commence, led by the Mace, Flag, and Marshall, followed by faculty, staff, and graduating students. As we pause at the starting point near the hammocks, take a moment to reflect on the significance of this transition. The Mace, Flag, and Marshall will then lead the procession down the sidewalk, pausing at the junction in front of the Student Life Office. Faculty and staff will split, lining the sidewalk to create a path for students to walk through, symbolizing their journey through academia guided by their mentors. Graduating students will pass through this corridor of faculty and staff, signifying their readiness to step into the next phase of their lives. We invite the families of our graduates to join us in celebrating this symbolic journey, witnessing their loved ones as they transition from one location to the next, ready to embrace the commencement ceremony with pride and anticipation.

As faculty, staff, and graduating students arrive at the weight room, all parties will be lined up in their assigned locations, with signage to assist in navigating to designated spots.

Families begin making their way to the seats in the Sabbagh Center as graduates prepare themselves in the weight room to begin the Commencement Ceremony.

## **Commencement**

The commencement ceremony represents the culmination of years of hard work, dedication, and academic achievement for graduates at Webber International University. This section outlines the intricacies of the ceremony, from the moment graduates step onto the stage to receive their diplomas to the triumphant recessional marking the end of their academic journey. With meticulous attention to detail and adherence to protocol, the commencement ceremony serves as a pivotal moment in the lives of graduates, symbolizing the transition from student to alumni.

## **Reception**

The reception following the commencement ceremony offers graduating students a chance to bid farewell to faculty, staff, coaches, teammates, and classmates, marking the end of their academic journey at Webber International University. This gathering provides a final opportunity for students to express gratitude, share memories, and celebrate their achievements with those who have supported them along the way. As graduates embark on new adventures with their loved ones, the reception serves as a poignant conclusion to their time at the university.

The reception will be hosted immediately following Commencement in the Student Life Courtyard.

## **Seating Arrangements**

### **Graduate Seating**

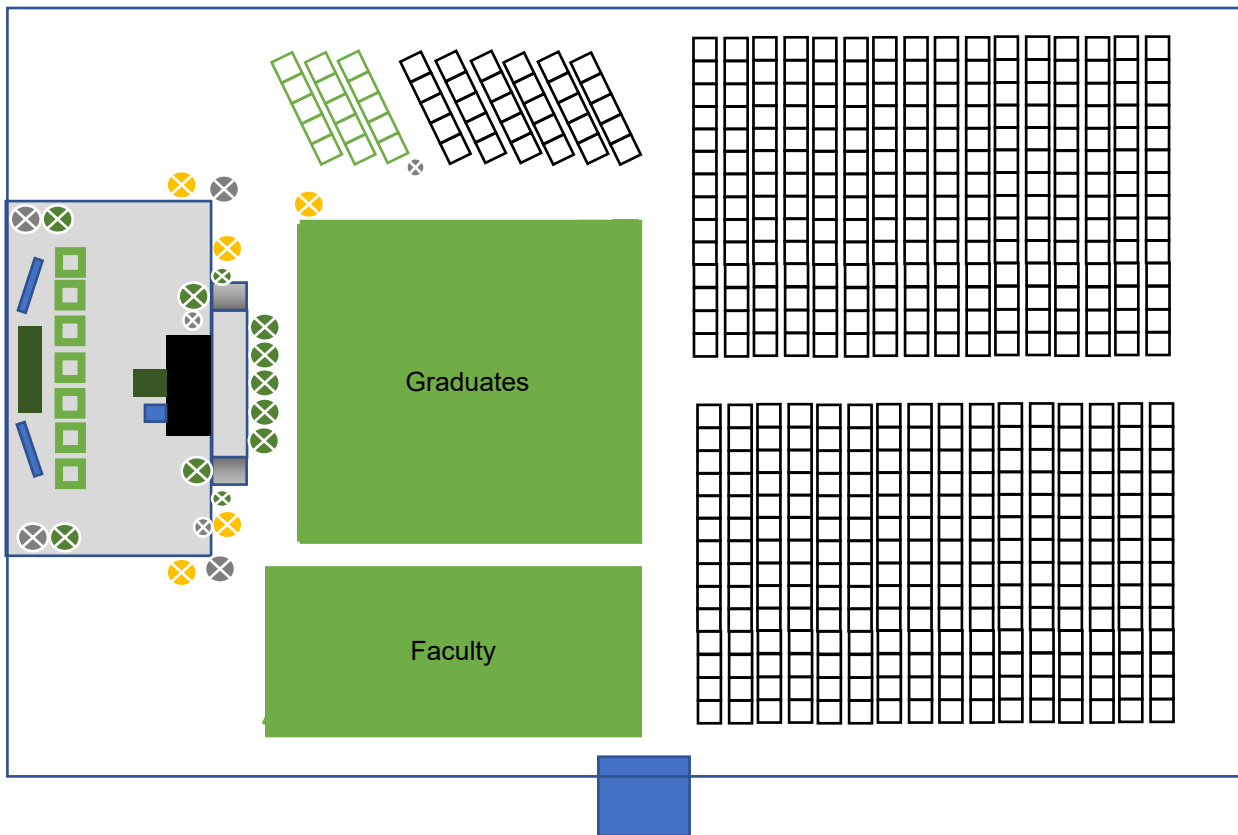
Graduating students will be seated in designated sections within the Sabbagh Center, organized by academic program and last name.

### **Guest Seating**

Guest seating will be arranged separately from student seating within the Sabbagh Center. Ushers will be available to guide guests to their designated seating areas. To ensure everyone's safety and comfort, guests are requested to remain seated throughout the duration of the ceremony and refrain from moving between seating sections.

Guests are kindly reminded to ensure that all aisles remain clear throughout the ceremony. Any wheelchairs, strollers, or other large items should be positioned away from the walking aisles to allow for unobstructed passage. This ensures the safety and accessibility of all guests attending the commencement ceremony. Your cooperation in maintaining clear aisles is greatly appreciated.

Guests will be able to sit in the bleachers or in the sections where there are black boxes in the image below.



## Protocol and Etiquette

Understanding the proper protocol and etiquette for your graduation ceremony ensures that you and your fellow graduates can navigate the event smoothly and respectfully. This section provides essential guidelines for behavior and interaction during the ceremony, allowing you to fully participate in this momentous occasion with grace and decorum.

### Behavior Guidelines

Graduating students and guests are expected to conduct themselves with decorum and respect throughout the commencement ceremony. This includes maintaining appropriate behavior, refraining from disruptive actions or distractions, and adhering to the instructions of ceremony officials and staff. The use of airhorns, whistles, cowbells, or other artificial noisemakers is prohibited during the ceremony. Additionally, the use of electronic devices should be minimized to avoid disturbances during the proceedings.

### Interaction with Faculty and Staff

Graduating students and guests are encouraged to interact respectfully with faculty members, university staff, and fellow attendees during the commencement ceremony. Faculty and staff will be available to provide guidance and assistance as needed. It is essential to express appreciation and gratitude for their support and contributions to the academic journey.

## Accessibility Accommodations

### Disability Services

Webber International University is committed to providing accessibility accommodations for individuals with disabilities to ensure full participation in the commencement ceremony. Accessible seating areas, wheelchair ramps, and other accommodations will be available upon request. Graduating students and guests requiring disability services are encouraged to contact the event organizers in advance to make arrangements and discuss specific needs.

### Special Requests

Graduating students and guests with special requests or accommodations beyond disability services are encouraged to communicate their needs to the event organizers. The university will make every effort to accommodate special requests to ensure a positive and inclusive commencement experience for all attendees.

## Personal Preparation

Preparing for your graduation ceremony goes beyond just picking up your cap and gown. This section offers valuable insights and tips to ensure you're ready for every aspect of this momentous occasion, from choosing the perfect attire to capturing memorable photographs and addressing the emotional significance of the event.

### Graduation Attire

Before stepping onto the stage, it's essential to ensure your graduation attire reflects the significance of the occasion. From the classic cap and gown to personalized accessories, your attire plays a vital role in commemorating your academic achievement.

#### Cap & Gown

Graduation attire is a significant aspect of the commencement ceremony, symbolizing academic achievement and the transition to the next chapter of life. Ensure you have obtained your cap and gown from The Cubbyhole in advance. Check that the gown fits properly and is free from wrinkles or damages. The cap should be worn flat on the head with the tassel positioned on the right side before the ceremony. Familiarize yourself with the proper way to wear the cap and gown to maintain a polished appearance throughout the event.

#### Accessories

While the cap and gown form the traditional attire for graduation, consider accessorizing to add personal touches to your ensemble. This may include academic honor cords, stoles representing club affiliations, sport, home country, or academic achievements, and other regalia that holds significance to your educational journey. Ensure that any additional accessories are appropriate and adhere to university guidelines.

### Photography Tips

Capturing the essence of your graduation day through photographs allows you to preserve memories that will last a lifetime. Whether you opt for professional photography services or prefer to take your own snapshots, these photography tips will help you ensure that every moment is captured beautifully.

#### Professional Photography Options

Webber International University is delighted to offer professional photography services through GradImages during the commencement ceremony. GradImages is our trusted partner, specializing in capturing the unforgettable moments of graduation day. We encourage all graduating students to pre-register with GradImages before the ceremony. By pre-registering, you can avail yourself of a special 20% discount on your graduation photo package. To take advantage of this offer, please visit the GradImages pre-registration link at: [GradImages - Register now and save 20%!.](#) Don't miss this opportunity to preserve your milestone achievement with stunning professional photographs from GradImages.

During the ceremony, GradImages will have three photo opportunities:

1. On stage receiving diploma
2. Off stage with backdrop holding diploma cover
3. Headshot with graduate's back towards crowd

#### DIY Photography Guidelines

If you prefer to take your own photographs or have family and friends capture the moment, here are some tips to ensure memorable snapshots:

- Choose a location with ample natural light and a clean, uncluttered background.
- Position yourself or the graduate against a visually appealing backdrop, such as a campus landmark or scenic area.
- Experiment with different angles and poses to capture unique shots.
- Consider using props or incorporating university-related items to add context to the photos.
- Take advantage of photo opportunities before, during, and after the ceremony to capture a variety of moments and emotions.

## Emotional Readiness

As you approach your graduation day, it's important to recognize the emotional journey you've embarked on throughout your academic career. This section offers guidance on reflecting on your achievements and coping with the array of emotions that may arise as you prepare to transition to the next chapter of your life.

### Reflecting on Achievements

Take time to reflect on your achievements and the journey that led you to this momentous occasion. Celebrate your academic successes, personal growth, and the challenges you have overcome along the way. Consider journaling your thoughts and feelings to capture this significant milestone and acknowledge the support of family, friends, faculty, and mentors who have contributed to your success.

### Coping with Nervousness

It's natural to feel a mix of excitement and nervousness as you prepare to walk across the stage and receive your diploma. To cope with nervousness, practice deep breathing exercises or visualization techniques to calm your mind and focus on the present moment. Remind yourself of your accomplishments and the hard work that has brought you to this point. Surround yourself with supportive loved ones who can offer encouragement and reassurance as you prepare to embark on the next chapter of your journey.

## Additional Resources

### Campus Contact Information

**Registrar**

Registrar@webber.edu  
863-638-2930

**Financial Aid Office**

FinancialAid@webber.edu  
863-638-2929

**Business Office**

BusinessOffice@webber.edu  
863-638-2944

**Bookstore**

McCoolSC2@webber.edu  
863-638-2947

### Frequently Asked Questions

**Q:** I am graduating...

**A:** Please ensure your eligibility by visiting the Registrar's Office and completing the Graduation Checklist. You will need to have your Graduation Checklist signed by all departments prior to picking up your cap & gown.

**Q:** Where can I obtain my cap and gown?

**A:** Cap and gowns are available at the bookstore starting the week prior to the ceremony. We encourage early retrieval to address any potential issues, such as sizing or wrinkles.

**Q:** Do guests require tickets?

**A:** Yes, tickets are required for entry.

**Q:** Is there a cost for tickets?

**A:** No, tickets are complimentary.

**Q:** How many tickets am I allotted?

**A:** Initially, each graduate is allocated up to 6 tickets to ensure equitable guest participation. Any remaining tickets will be distributed on a first-come, first-served basis the week of the ceremony.

**Q:** Do children need tickets?

**A:** Children occupying a seat require a ticket.

**Q:** Will there be a rehearsal?

**A:** Yes, a rehearsal is scheduled to start promptly at 4:00 PM on Thursday, May 2nd in the Babson Center. Your presence is mandatory for name pronunciation, inclusion in the class photo, and familiarity with the ceremony proceedings.

**Q: What time must graduates arrive?**

**A:** Check-in will begin at 4:00PM in the Babson Center and graduates must arrive no later than 4:15PM. Promptness is essential, considering the congestion on the route to Webber during this time. Failure to check-in on time may result in a graduates name not being called during the ceremony.

**Q: Should guests arrive early?**

**A:** Absolutely. Prompt commencement at 6:00PM necessitates early arrival due to anticipated traffic, parking delays, and seating arrangements. The Sabbagh Center will open for guests at 5:00PM but guests are also encouraged to arrive early to watch as our Graduates process from the Babson Center to the staging area in the Sabbagh Center which is scheduled to begin at 5:05PM in the Student Life Courtyard.

**Q:** Will professional photography be available?

**A:** Yes, professional photography services will be provided.

**Q:** Will the ceremony be streamed online?

**A:** Yes, the ceremony will be streamed in high definition and stereo surround sound, free of charge.

**Q:** Can my family take photographs during the ceremony?

**A:** Yes, family members may take photographs provided they do not obstruct aisles, impede other guests' views, or interfere with official photographers.

## Local Accommodations

### Local Hotels

#### Hampton Inn and Suites, Lake Wales

22900 US Highway 27  
Lake Wales, FL 33859

<https://www.hilton.com/en/hotels/lallwhx-hampton-suites-lake-wales/>

#### Holiday Inn Express, Lake Wales

2953 Ridge Way  
Lake Wales, FL 33859

<https://www.ihg.com/holidayinnexpress/hotels/us/en/lake-wales/lalcs/hoteldetail>

### Transportation

Enterprise Rent-A-Car  
21450 US Highway 27  
Lake Wales, FL 33859

Business Hours:

8:00 am - 5:00 pm Monday- Friday

9:00 am - 12:00 pm Saturday

### Dining

#### L'incontro Restaurant

*Italian, Vegetarian Friendly, Vegan Options*  
35 State Road 60 W  
Lake Wales, FL 33853  
863-636-7400

#### Tsunami Sushi

*Japanese, Sushi, Asian*  
5937 Cypress Gardens Blvd  
Winter Haven, FL 33884  
863-324-6777

#### Arabellas

*Italian, Mediterranean*  
346 W. Central Ave  
Winter Haven, FL 33880  
863-293-1797

#### Frostbite Ice Cream & More

*American, Dessert*  
801 N Scenic Hwy  
Frostproof, FL 33853  
(863) 635-4222

#### The Krazy Greek

*Greek*  
6366 Cypress Gardens Blvd  
Winter Haven, FL 33884  
863-875-2753

#### Sizzling Grill

*American, Bar, Vegetarian Friendly*  
21400 Hwy 27  
Lake Wales, FL 33859  
863-676-4898

#### Old Man Frank's

*Barbecue, Bar, American*  
1005 S. Lake Howard Dr.  
Winter Haven, FL 33880  
863-294-9174

#### Chili's Bar and Grill

*Mexican, American, Southwestern*  
23535 US-27  
Lake Wales, FL 33859  
863-676-9500

#### The Crooked Bass

*American, Bar, Seafood*  
1010 N Scenic Hwy  
Babson Park, FL 33827  
(863) 589-5887

#### Tijuana Flats

*Mexican, Tex Mex*  
5935 Cypress Gardens Blvd  
Winter Haven, FL 33884  
863-324-3262

#### Azteca Mexican D'Oro

*Mexican, Southwestern*  
313 Cypress Gardens Blvd  
Winter Haven, FL 33880  
863-295-9080

#### Manny's Original Chophouse

*American, Steakhouse, Bar*  
210 State Road 60 W  
Lake Wales, FL 33853  
(863) 678-0370

#### Beef 'O' Brady's

*American, Bar, Pub*  
19598 US-27  
Lake Wales, FL 33853  
863-679-1975

#### Fat Boys' Bar-B-Q

*American Barbeque*  
15333 US-27  
Lake Wales, FL 33859  
(863) 638-2803

#### Olympic Restaurant

*American, Greek*  
504 US Hwy 27 N.  
Avon Park, FL 33825  
863-452-2700



## Directions

### From Tampa:

Take I-4 to I-75 South exit 257, SR60 (Brandon). Head East on SR60 into Lake Wales approximately 60 miles. Take US27 South. Go approximately 6 miles to CR640 East (left onto CR640). Go to the stop sign and make a right (Scenic Highway 17). Continue East on Scenic Highway for approximately 3 miles. Webber International University is on the right.

### From Tallahassee:

Take I-10 to US27 South into Lake Wales, approximately 290 miles. Pass under SR60; go approximately 6 miles to CR640 East (left onto CR640). Go to the stop sign and make a right (Scenic Highway 17). Continue East on Scenic Highway for approximately 3 miles. Webber International University is on the right.

### From Jacksonville:

Take I-95 South to I-4 via Orlando. Head west on I-4 to US27 (Exit 55 South). Take US27 South into Lake Wales, approximately 32 miles. Pass under SR60; go approximately 6 miles to CR640 East (left onto CR640). Go to the stop sign and make a right (Scenic Highway 17). Continue East on Scenic Highway for approximately 3 miles. Webber International University is on the right.

### From Miami:

Take I-95 or the Florida Turnpike North to SR60/Yeehaw Junction. Head West on SR60 into Lake Wales, approximately 70 miles. Turn onto US27 South and go approximately 6 miles to CR640 East (left onto CR640). Go to the stop sign and make a right (Scenic Highway 17). Continue East on Scenic Highway for approximately 3 miles. Webber International University is on the right.

### From Ft. Myers / Naples / Sarasota:

Take I-75 North to SR60, Brandon Exit 257. Head East on SR60 into Lake Wales, approximately 60 miles. Turn onto US27 South and go approximately 6 miles to County Road 640 East (left onto CR640). Go to the stop sign and make a right (Scenic Highway 17). Continue East on Scenic Highway for approximately 3 miles. Webber International University is on the right.

### From Lakeland:

Take US98 South to Bartow. Turn left onto SR60 East. Head east into Lake Wales, approximately 15 miles. Take US27 South. Go approximately 6 miles to CR640 East (left onto CR640). Go to the stop sign and make a right (Scenic Highway 17). Continue East on Scenic Highway for approximately 3 miles. Webber International University is on the right.

### From Orlando:

Take I-4 West to US27 South (exit 55). Head South on US27 into Lake Wales, approximately 32 miles. Pass under SR60; go approximately 6 miles to CR640 East (left onto CR640). Go to the stop sign and make a right (Scenic Highway 17). Continue East on Scenic Highway for approximately 3 miles. Webber International University is on the right.

## Alumni Affairs

### Update Contact Information

As you embark on your post-graduation journey, we encourage you to keep your contact information updated with Alumni Affairs to stay connected with the Webber International University community. By ensuring your details are current at <https://www.webber.edu/update-contact-information/>, you'll receive updates on alumni events, networking opportunities, and other valuable resources tailored to support your continued success beyond graduation.

### Connect

Stay connected with the Webber International University community and fellow alumni by following our Alumni Affairs Facebook and Instagram accounts. Join the conversation, share your achievements, and stay informed about upcoming events and opportunities tailored for our alumni network. Connect with us today to continue fostering meaningful connections and lifelong friendships beyond graduation.

[https://www.instagram.com/webber\\_alumni/](https://www.instagram.com/webber_alumni/)  
<https://www.facebook.com/webberalumni/>

## Webber View Alumni Magazine

Stay up-to-date with your classmates and campus news through the Webber View Alumni magazine published bi-annually.

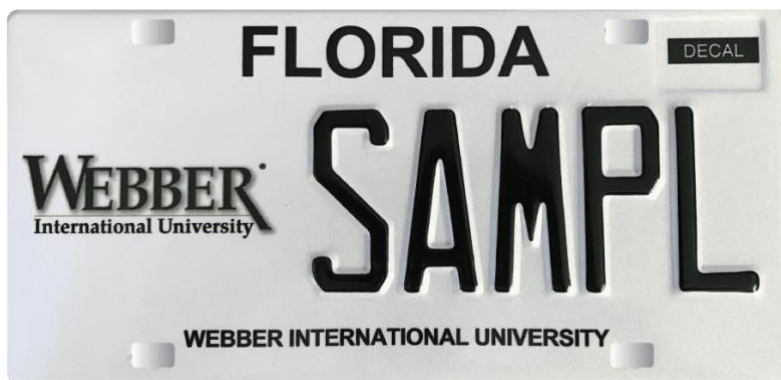
## Giving

As you embark on your journey beyond graduation, consider giving back to Webber International University in any way you can. Whether it's through volunteering your time, offering mentorship to current students, or contributing financially to support scholarships and programs, your generosity helps ensure future generations of students can access the same opportunities and experiences that have enriched your own academic journey. Your support makes a meaningful difference in shaping the future of our university community.

To learn more about ways to give back, visit: <https://www.webber.edu/giving/>

## Tag Your Car with Warrior Pride!

Get your Webber International University specialty plate now. The license plates are a great way to display your Webber pride and support the institution all at once. You can learn more about the specialty tags through your local Tax Collector's Office.



Find your local [State of Florida Tax Collector](#).